

# Year 9 – GCSE ART & DESIGN (Recording and Formal Elements embedded throughout course)



## 1. INTRODUCTION TO THE COURSE-

- What does GCSE art coursework and external set assignment entail?
- What do all the assessment objectives mean?



## 2. HOW DOES GCSE ART HELP ME GET A CAREER

- How do I become an architect/ animator/ art therapist/ ceramicist/ fashion designer/ game artist etc...?
- How do my art lessons prepare me for my dream job?
- What transferable skills will I gain from art and design?



## 3. HOW DO I RESPOND TO A GIVEN THEME?

- Show independence and freedom of creativity and self-expression?
- Investigate and research it?
- What is annotation?
- What is development? Refining and methods of Recording?



## Assessment window 1

- Baseline
- Observational Drawing
- Artistic terminology
- How do you prepare for an exam? Sustained timed conditions

## Assessment window 2 –

- Areas for development
- Following tick list guidelines to improve
- How to get a successful grade in art GCSE? Target setting



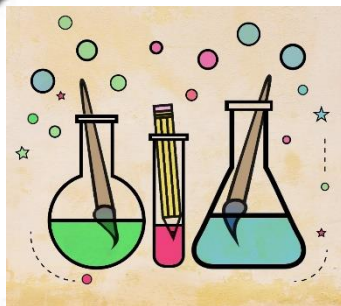
## 5. EXPLORING THE WORK OF OTHERS

- How do you write about artist / artwork work?
- How can you link artists work to your work?
- Why should we research artists to improve our practical work? Why should we use artistic terminology?
- Why should I show analysis / critical thinking skills?
- Why is it important to visit art galleries, museums, exhibitions and places of relevance to support my work / document them?



## 4. HOW DO YOU REALISE INTENTIONS IN ART?

- What is a statement of intent?
- How do you develop ideas through investigation, demonstrating critical understanding of sources?
- Produce a mood board and mind map of ideas based on a set theme?
- How do we build a portfolio of work? Why do artists use sketchbooks?
- What is a sustained Journey?



## 6. EXPERIMENTATION

- What is mixed media?
- Why should I take risks and explore ideas when experimenting and selecting appropriate media, materials, techniques and processes
- Why are creative accidents good?



## 7. PRESENT

- What is an end piece of work / outcome present – a personal meaningful response.
- How do I realise intentions and demonstrates understanding of visual language and how do I arrive to it?
- How do I present work towards an exhibition, thinking about my audience



## • Assessment window 3 –

- Completion of A04 in exam conditions.
- Final Grade for portfolio of work.
- Self-assessment
- Individual feedback and Target setting for Year 10.

# Year 10/11 – GCSE ART & DESIGN (Building on skills and knowledge gained in year 9)



## **1. INTRODUCTION TO NEW THEME / INDIVIDUAL APPROACH**

- Making independent decisions about theme.
- Mind map
- Mood board
- Statement of Intent
- Deeper understanding
- Assessment Grid / grading / descriptors



## **2. HOW CAN MY PORTFOLIO THEME HELP ME?**

- Link theme to architecture? Fashion? Etc.....
- A level, BTEC or Specialist Art collage?
- Should I take photography and I media to help my creative skills?
- Taking my portfolio to interview?
- Post-16 / careers / courses advice
- 6<sup>th</sup> Form Transition project



### **Assessment window 1** – Baseline

- Observational Drawing
- Artistic terminology
- Practicing exam preparation?
- Preparation /Sustained timed conditions



### **Assessment window 2** –

- Areas for development
- Following tick list guidelines to improve
- How to get a successful grade in art GCSE ?  
Target setting



## **3. HOW DO I WORK INDEPENDENTLY?**

- Communicate and discuss ideas with peers and class teacher
- Explore Pinterest, Google, websites and social media for ideas.
- Look at You-tube videos to understand how to get a high grade requirements / exploring the work of other students
- Understand exam board requirements (AOs)
- Use websites and videos on artists and for techniques and processes – continue to take risks and gather new ideas through exploration.



## **4. EXPLORING THE WORK OF OTHERS**

- Compare the work of artists – similarities and differences
- What message do you want the audience to experience?  
Environmental, equalities, moral, social etc....
- Independently - Visit art galleries, museums, exhibitions and places of relevance to support my work / document them?
- Follow artists on Twitter / Instagram – asking relevant questions
- Aid in raising quality, accuracy, proficiency and precision




## **4. PRIMARY AND SECONDARY SOURCES**

- Observational studies
- Use of own Photographs
- Books, magazines, internet




### **Assessment window 3** –

- Completion of A04 in exam conditions ( exam practice)
- Preparing work for final exhibition
- Final Grade for portfolio of work.
- Self-assessment
- Individual feedback and Target setting for Year 10.



**1. INTRODUCTION TO THE THEME**

- Presentation
- Past exam paper where relevant
- Knowledge and skills organizer
- Project overview
- Assessment Objectives mats
- Tick list of requirements
- Creative careers research



**2. ASSESSMENT OBJECTIVE 1 - DEVELOP**

- Ideas through investigation / Research
- Statement of Intent
- Mood board
- Artist research
- Analysing Art Work – demonstrating critical understanding of sources
- Annotate
- Explore



**4. ASSESSMENT OBJECTIVE 3 - RECORD**

- Ideas
- Observations and insights
- Relevant to intentions as work progresses
- Methods of Recording intentions
- Primary research / planning / linking ideas
- Stages of drawing / observations
- Annotation – describe, explain, reflect, contact sheets




**3. ASSESSMENT OBJECTIVE 2 - REFINE**

- Work by exploring ideas
- Selecting / explain
- Experimenting with appropriate media, materials, techniques and processes
- Photographs
- How do you develop your work?



**5. ASSESSMENT OBJECTIVE 4 - PRESENT**

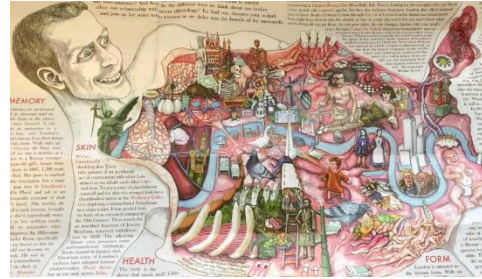
- A personal and meaningful response
- Realises intentions
- Demonstrates understanding of visual language / formal elements
- Make connections
- Composition layouts
- A plan – rough, test piece and final piece
- Message to audience
- Clear Journey in portfolio / Conclusion





## **1. INTRODUCTION TO THE ESA THEME**

- Exam paper
- Assessment Objectives mats
- Tick list of requirements



## **2. ASSESSMENT OBJECTIVE 1 - DEVELOP**

- Ideas through investigation / Research
- Statement of Intent
- Mood board
- Artist research
- Analysing Art Work – demonstrating critical understanding of sources
- Annotate
- Explore

MOOD BOARDS



## **4. ASSESSMENT OBJECTIVE 3 - RECORD**

- Ideas
- Observations and insights
- Relevant to intentions as work progresses
- Methods of Recording intentions
- Primary research / planning / linking ideas
- Stages of drawing / observations
- Annotation – describe, explain, reflect, contact sheets




## **3. ASSESSMENT OBJECTIVE 2 - REFINE**

- Work by exploring ideas
- Selecting / explain
- Experimenting with appropriate media, materials, techniques and processes
- Photographs
- How do you develop your work?



## **5. ASSESSMENT OBJECTIVE 4 - PRESENT**

- A personal and meaningful response
- Realises intentions
- Demonstrates understanding of visual language / formal element
- Make connections
- Composition layouts
- A plan – rough, test piece and final piece – **10 hour Exam**
- Message to audience
- Clear Journey in portfolio / Conclusion



## **6. EXHIBITION**

- Internally marked / standardization
- Externally moderated
- **Results August**